

ISOMETRIC VIEW



CST 3282 EX SC

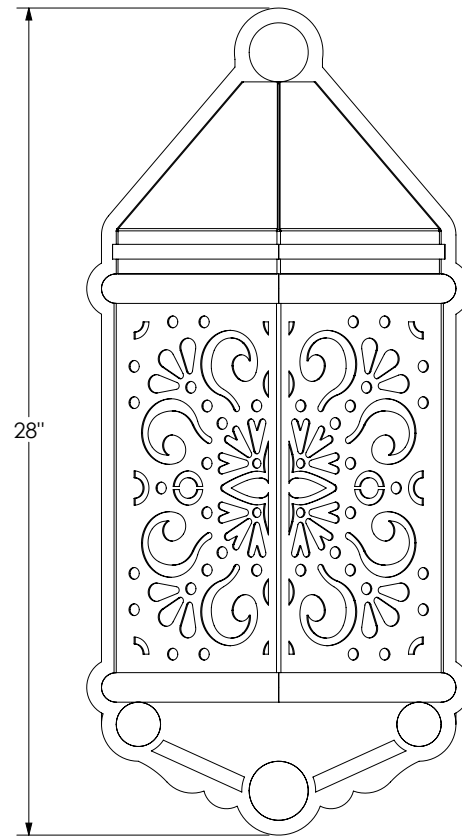
Exterior sconce

A


WEIGHT:	17 lbs
BACKPLATE:	Custom
CHAIN:	N/A
SHADE:	N/A
LENS:	Clear glass
LIGHT NO.:	2
BASE:	Twin medium base (E26)
FINISH:	Standard powder coat
ENGINEERED:	Ever Roa

10/29/2019

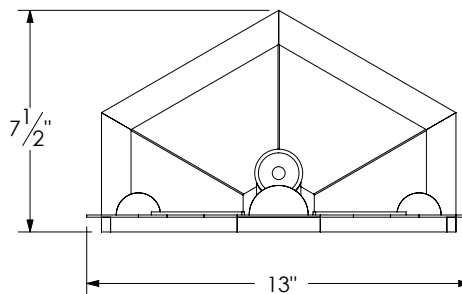
FRONT VIEW





SIDE VIEW




BOTTOM VIEW



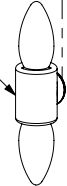
ISOMETRIC VIEW



EXPLODED VIEW



Twin socket



Clear glass

